

3 Wireless Communications

3-1 Wireless Network Integration Technology

3-1-1 MIRAI Architecture for Heterogeneous Network

Mitsuhiko MIZUNO, Gang WU, Paul J. M. HAVINGA

One of the keywords that describe next generation wireless communications is “seamless.” As part of the e-Japan Plan promoted by the Japanese Government, the MIRAI (Multi-media Integrated network by Radio Access Innovation) project has, as its goal, the development of new technologies to enable seamless integration of various wireless access systems for practical use by the year 2005. This paper describes a heterogeneous network architecture including a common tool, a common platform, and a common access. In particular, software-defined radio technologies are used to develop a multi-service user terminal to access different wireless networks. The common platform for various wireless networks is based on a wireless supporting IPv6 network. A basic access network, separated from other wireless access networks, is used as a means for wireless system discovery, signaling, and paging. A proof-concept experimental demonstration system will be available in March, 2002.

Keywords

Wireless Internet, Heterogeneous Network, Vertical Handoff, Seamless Integration of Wireless Networks, Mobile IP

1 Introduction

Since the late 1980s, the use of the second-generation mobile communication services has been explosively expanding worldwide. More and more wireless communication systems such as IEEE 802.11a/b wireless LAN, Bluetooth, IMT-2000, and fixed wireless access (FWA) systems are coming into our life providing us with more convenient ways to access the Internet and to communicate with one another. Looking at the spectrum of frequencies ranging from several tens of megahertz to several tens of gigahertz, we find that there are dozens of (digital) communication systems. These ubiquitous systems are independently designed, implemented and operat-

ed (see Table 1) to meet different requirements on mobility, data rates, services, etc. Some (if not all) of these systems can simultaneously provide services at a specific geographic location, creating a heterogeneous wireless environment for users in overlaid service areas. The seamless integration of heterogeneous wireless systems will bring about a revolution in the wireless communications industry that will affect vendors, service/ application/context providers, policy makers, and users.

With the adoption of IMT-2000 in Japan, researchers in both academia and industry have begun to show more and more interest in new-generation wireless communication networks. Japanese government adopted the so called “e-Japan Strategy” in early 2001,

including an explicit goal for wireless communications: to create an IPv6-based high-speed wireless Internet access environment and to enable seamless mobile communication services. The e-Japan Plan to achieve this goal requires developing fourth-generation mobile communication systems that will support a data rate as high as 100 Mbps in a vehicular environment by the year 2010 and key technologies for the seamless integration of various wireless access systems for practical use by the year 2005. MIRAI (Japanese for “future,” and an acronym of “Multimedia Integrated network by Radio Access Innovation”), a project we at the Communications Research Laboratory are working on, is one of the Japanese national projects of the e-Japan Plan for the seamless integration of heterogeneous wireless systems.

Table 1 Various wireless access systems especially in Japan

Mobility	Static	Pedestrian	Vehicle
Frequency			
<1GHz			2G cellular 2-way pager, MCA
1 to 3GHz	WLAN(802.11b), Bluetooth, WPAN, VSAT	PHS, DECT	2G/3G cellular, LEO
3 to 20GHz	WLAN (802.11a), BRAN, HiSWANa	BRAN, HiSWANa	4G cellular, ITS
Up to 60GHz	FWA, mm-wave WLAN, HAPS, HiSWANb	HAPS, HiSWANb	ITS, HAPS

BRAN: Broadband Radio Access Network
 DECT: Digital Enhanced Cordless Telecommunications
 HAPS: High Altitude Platform Station
 HiSWAN: High-Speed Wireless Access Network
 ITS: Intelligent Transportation System
 LEO: Low Earth Orbit
 MCA: Multi Channel Access
 mm-wave: millimeter wave
 PHS: Personal Handy-phone System
 WLAN: Wireless LAN
 WPAN: Wireless Personal Area Network
 VSAT: Very Small Aperture Terminal

Although the terms “broadband” and “seamless” are the main keywords for next-generation wireless networks, it is still unclear what these networks are. Fig.1 shows our understanding of the meaning of “generation.” We have no doubt about the meaning of sec-

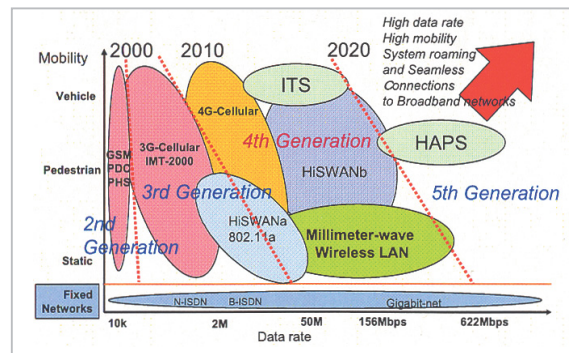


Fig. 1 A definition of generation for wireless networks

ond- and third-generation systems/ networks. However, fourth-generation wireless networks should include not only new-generation cellular systems but also other new broadband wireless access systems such as ITS, HiSWAN, high-speed wireless LAN and HAPS. That is, fourth-generation wireless networks should be heterogeneous networks that support multiple broadband wireless access technologies and global roaming across systems constructed by individual access technologies. Table 2 summarizes our understanding of a heterogeneous network.

Table 2 Definition of heterogeneous network

Network with in	Same wireless access technology	Different wireless access technologies
Same administrative domain (company)	Homogeneous	Heterogeneous (Limited services Easy implementation)
Different administrative domains (companies)	Heterogeneous (Limited services Complicated implementation.)	Heterogeneous (General services Most complicated implementation)

Research on software-defined radio (SDR) technologies has shown that wireless physical layers can be created dynamically by introducing a code into programmable radio with tunable front-ends. An SDR-based user terminal may provide a *common tool* for users to access a heterogeneous network supported by different wireless access technologies. On the network side, a *common platform* is required to integrate different wireless access systems into a heterogeneous network. The Internet provides such a *common platform* and the IPv6 technologies are potential technologies for

network construction. Theoretically, with an SDR-based air-interface-reconfigurable user terminal and an IP (v6)-based heterogeneous network, a service can be delivered via a wireless access network that is the most efficient for that service.

As shown in Table 1, different wireless access systems are distributed in spectrum. It takes time and consumes battery power to find an available and preferable wireless access system(s) at the place where the user is even with a reconfigurable SDR terminal. Supporting heterogeneous paging, vertical handoff, etc. is also technically quite difficult. We propose a basic access network that provides a *common access* function for all wireless access systems used for service delivery in a heterogeneous network to support heterogeneous paging, location update, wireless system discovery, vertical handoff, and so on. The basic access network may have a cellular configuration with a low data-rate but reliable communication channels. Each base station will have a much wider service area than the base stations in other wireless access systems do.

With the goal to design a flexible and open architecture suitable for a variety of different wireless access technologies, as well as for applications with different QoS requirements and different protocols, the MIRAI project focuses on the research and development of a *common tool*, a *common platform* and a *common access*. The solution is based on an SDR-based multi-service user terminal (MUT), an IPv6-based wireless supporting common core network (CCN), and a basic access network (BAN). This paper describes the MIRAI architecture.

The paper is organized as follows. First, we introduce the concept of a heterogeneous network. Then, we present an overview of related work in the field of micro-mobility and QoS mechanisms over the Internet. In Sec. IV, we present the main concepts of our architecture. We describe the MIRAI architecture in details in Sec. V. Section VI is about the challenges we meet when implementing the

architecture.

2 Models of Heterogeneous Networks

There are several architectures using multiple different radio access networks (RANs). The main models are illustrated in Fig.2 by using two RANs, network A and network B. The main distinction between these models is in the layer on which the RANs communicate. Many derivatives of these models are possible (see, for example, [1][2]).

A. Tunneled networks - In this model, a user has a service agreement with the operators of several RANs independently. Based on a certain policy, the optimal network for the requested service is selected. The connectivity between networks is based on relatively high network layers of the Internet (i.e., transport or session layers), which increases the service latency. This system requires no modification to existing access networks. Moreover, all the networks have their own infrastructure, e.g., signaling, handover, and billing. This makes it very difficult for existing network systems to cooperate efficiently.

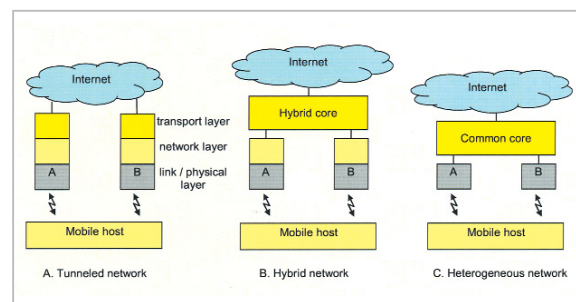


Fig.2 Architecture models

B. Hybrid networks - In this model, we have a hybrid core that interfaces directly between RANs and the Internet. In this model, RANs implement the network layer and the layers below. The advantages of this model include fewer duplicate functions and more advanced services at the network or data link layer (e.g., it can provide a better handover between RANs).

C. Heterogeneous networks - In this model,

there is a common core network (CCN) that deals with all network functionality and operates as a single network. Different RANs handle only those tasks that are specifically related to a certain radio access technology. In general, wireless access radio incorporates the physical and the data link layers only. Communication between RANs belonging to the same CCN is based on lower network layers (link layer or network layer). This reduces the overhead, and improves the network performance. A major challenge here is that different RANs must converge, which requires much effort to standardize the networks and a commitment from business to support this standardization.

Note our differentiation between hybrid and heterogeneous networks. Various kinds of architectures are often referred to as hybrid[13]. We prefer to call them *heterogeneous* to stress the fact that there can be multiple networks *simultaneously*, all working together. Hybrid networks describe a more traditional view of having multiple networks from which one can be chosen for use.

3 Related work

Future wireless network infrastructures must support a wide variety of users, applications, and access needs. High-speed access can be achieved by using small cells. However, as the base station density increases, so will the handoff rates. Currently, related work is focusing on the routing and handoff aspects of wireless networks. The Mobile IP protocol[3] supports mobility transparently above the IP level and it allows nodes to change their location. Mobile IP is generally seen as a *macro mobility* solution, it is less well suited for micro mobility management, in which a mobile host moves within a sub network. A typical example of micro mobility is a handoff amongst neighbor wireless transceivers, each of which is covering only a very small geographical area. Quite a few schemes have been proposed to support micro mobility (e.g. Cellular IP[4], HAWAII[5]). The difference

among all these schemes is related to the mechanisms used to route packets within a local (home or foreign) domain.

Related work on QoS over the Internet is mainly based on Integrated Services[6] and Differentiated Services[7]. Recently, there have been a number of initiatives that are specifically related to heterogeneous networks, but this research has just begun[1]. Other related research is mainly focusing on hybrid network architectures, or support for macro mobility[8][9]. Given that ATM can support QoS, there has been much interest in developing wireless ATM technologies (e.g.,[10]).

Current work merely provides solutions to roaming mobile hosts by supporting protocols for mobility. Heterogeneous networks may be used, but more in a traditional sense of selecting one or another. This is different from our view of heterogeneous networks, in which mobile hosts can communicate over one or more RANs simultaneously.

4 Concepts

A major challenge for the future-generation wireless Internet is that the architecture will have to be very flexible and open, capable of supporting various types of networks, terminals, and applications.

A. System requirements

The fundamental goal is to make the heterogeneous network transparent to users. Another goal is to design a system architecture that is independent of the wireless access technology. These considerations lead to the following requirements.

- Multi-service user terminal (MUT) for accessing different RANs

Having multiple wireless air-interface modules (may be implemented either by multi-mode air-interfaces or by a software-defined radio (SDR)-based reconfigurable air-interface), an MUT is capable of using one (or more) specific air-interfaces to access one (or more) available RAN(s).

- Wireless system discovery

For an MUT at a specific geographic location to use the RAN that meets the user's physical capability as well as the utilization policy, it must discover how many RANs are available in that area. This is an important though sometime a difficult and time-consuming process. Generally, three discovery methods are used, namely, distributed (MUT searches for available RANs), centralized (the network announces how many RANs are available), and a combination of both.

■ Wireless system selection

An important feature of a heterogeneous network is that an MUT can select from a number of available RANs the most appropriate one(s). The wireless system selection is based on both the user's utilization policy (e.g., price, data transmission rate, battery life, service grade, etc.) and the current traffic status of RANs (e.g., available bandwidth, congestion status, etc.). The result is that each service is delivered via a network that is the most efficient for this service.

■ Mobility management

The system must enable QoS guaranteed seamless handover within the same RAN (horizontal) and among different RANs (vertical) through the development of corresponding technologies.

■ Location update and paging

The system must be RAN-independent and user-transparent; it must be secure and must enable low signaling load, integrated controlling and managing, and roaming-supported location update. Location update technologies should enable heterogeneous paging for MUTs.

■ Simple, efficient, scalable, low-cost

All these requirements are closely related to each other. These requirements are of particular importance in future pico-cellular networks in which one access point should support up to several hundred megabits per second. It is not efficient to have many complex access points.

■ Energy-efficient

We expect that wireless IP communicators will be switched on, ready for service, and

constantly reachable by the Internet. This implies that such functions as maintaining location information and wireless system discovery should be energy-efficient (and bandwidth-efficient). Cellular systems employ the notion of passive connectivity to reduce the power consumption of idle mobile hosts.

■ Secure

Mobile systems face a number of security problems that do not exist in their stationary counterparts. Mobile hosts must update their location while moving. These location messages make impersonation possible unless the systems are secure. In systems and applications where seamless handover is of primary importance, session keys used by mobile hosts must be promptly available at the new base station (in the same RAN or in a different RAN) during handoff.

■ QoS support

End-to-end QoS mechanisms should be available. Since RANs provide services that are specialized for some service, QoS in heterogeneous networks is of primary importance. End-to-end QoS implies that there must be interoperation with local QoS mechanisms, and that lower layer protocols (link and physical layers) should be "aware" of the traffic characteristics to meet different requirements for QoS.

■ Personal mobility

Personal mobility in heterogeneous networks is more important than in homogeneous ones. A user with a personal ID should be able to access different RANs.

It should be noted that some of these requirements are closely related to each other. Finding a solution for one requirement may provide solutions for others. In developing our architecture, we try to the extent possible, to build upon the existing protocols to minimize the required effort, and to ensure system compatibility with existing protocols and applications.

B. Basic entities

Our solution is based on three major entities:

■ *Common core network (CCN)*. This can be

a managed IPv6 network providing a common platform through which all MUTs will communicate with correspondent nodes in the Internet. In principal all access points of RANs are connected to this network. The network provides QoS-guaranteed routing and seamless handover among RANs. This enables natural integration of various heterogeneous networks. The main functional entity of the CCN is a resource manager, which coordinates traffic distribution and selects the most appropriate RAN. It has a common database for managing users' profiles through entries such as authentication, location, preferred access system, billing, policy, users' terminal capabilities, etc.

- *Basic access network (BAN)*. It provides a common control/signaling channel to enable all MUTs to access the common platform. The network is basically used to provide location update and paging and support wireless system discovery and vertical handoff for all other wireless systems. Consisting of base stations and basic access components (terminals), the BAN will have a broad coverage area, preferably larger than that of the RANs it supports, and a reliable communication means for signaling transmission, where a high data-rate is not necessary.

- *Multi-service user terminal (MUT)*. The MUT is equipped with a multi-radio system. All terminals have a Basic Access Component (BAC) to communicate with the BAN. Apart from this radio system, an MUT is equipped with one or more radio subsystems to access the CCN. These subsystems are essentially (or preferably) based on SDR technologies, which allow an MUT to adapt its radio hardware to the wireless infrastructure available and required.

C. The network model

The MIRAI architecture provides communication between mobile hosts and correspondent nodes in the Internet. Fig.3 illustrates the network configuration. The main component

is the *base station*, which serves as a wireless access point and interfaces with the CCN. CCNs are connected to the Internet via *gateway routers*. A CCN provides services for several RANs. In general, the RANs will overlap, and a mobile host can have access to several RANs in one location. The area covered by these wireless networks can be quite large.

Mobile IPv6 is the envisioned protocol for connecting CCNs and providing global (macro) mobility management. In a CCN-managed area, fast handover between base stations often belonging to different RANs with high-speed wireless access requires local (micro) mobility management. Mobile hosts attached to a base station use the IP address of the gateway as their Mobile IP care-of address. Inside a CCN, mobile hosts are identified by their home address. Base stations are connected to (or integrated with) a regular IP forwarding engine. These engines are connected through some network topology that allows packets to be transmitted between the base stations and the gateway.

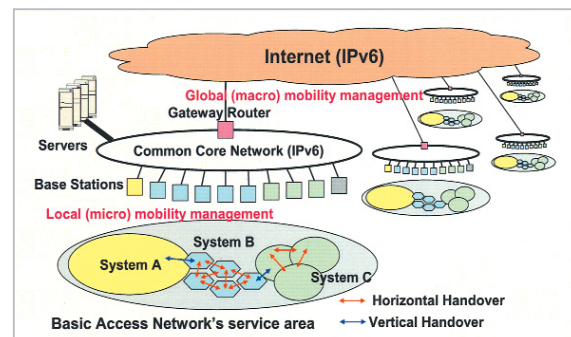


Fig.3 MIRAI network concept

Note that, although in our concept the base station is equal to a wireless access point, this is not a strict requirement. Wireless access providers may want to use their own network of interconnected access points, and share one base station to connect to the core network. An important concept in our architecture is simplicity, which enables low-cost implementation of the network. The concept of a CCN and separate BAN offers providers of wireless services the possibility to setup an infrastruc-

ture without a huge investment of resources. New providers can easily connect to the core network, provided that they use a correct interface. They do not need to have their own infrastructure ready before they can start their business, but instead can use the infrastructure provided by the core and the BAN. All they have to do is develop their wireless service and concentrate on the wireless access only. The infrastructure that is generally needed to setup a whole new service is already provided by the architecture. This includes both technical issues (such as setting up an interconnection network between base stations enabling, routing, and handoff, and providing Internet access) and business issues (such as billing and managing consumer profiles). The components they have to build are base stations and an access mechanism for terminals. In general, the access mechanism can be a software module suitable for SDR.

A consumer can have a contract with a CCN provider and buy various services (provided by a RAN) from the provider. If the consumer has a contract that enables him to use multiple services, then the system and the user can select the most appropriate service. Access networks can also be combined to increase the available capacity. Different access networks can be used for the uplink and downlink traffic. This can be advantageous for many user applications such as web browsing and e-mail, which in many cases are asymmetrical resulting in more downlink than uplink bandwidth. The result is that each service is delivered via a network that is most efficient (in many ways) to support the service. In effect, the consumer is unaware of the wireless technologies used to provide the service.

5 Mirai architecture

In this section, we will introduce the functional entities of our architecture and the protocols used.

A. Overview

The architecture as depicted in Fig.4 is

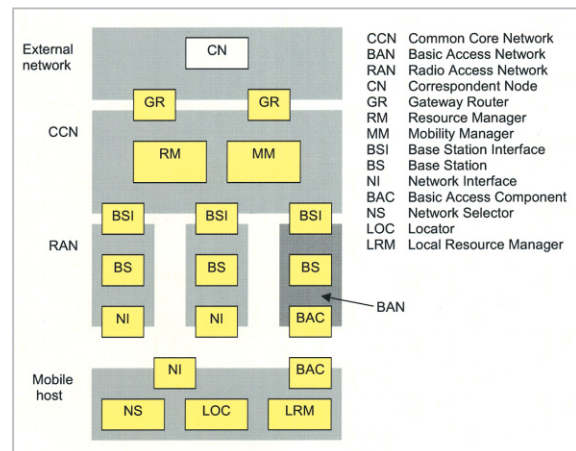


Fig.4 Heterogeneous system architecture

composed of four major building blocks: a mobile host, RANs, a CCN, and an external host network (or the Internet). Within the external network, there are *correspondent nodes* (CNs). One or more *Gateway Routers* (GR) connect the external network to the CCN. The external network uses Mobile IPv6 is assumed. The Gateway Router detunnels tunneled packets destined to a mobile host and forwards them to a base station. Two important functional entities within the CCN are a *Resource Manager* (RM) and a *Mobility Manager* (MM). They are primarily responsible for traffic distribution and mobility-related problems.

The CCN supports communication with the base stations, and thus with RANs. A *Base Station Interface* (BSI) is primarily used to provide a uniform access mechanism for the base stations to access the CCN. The BSI can be a component of a base station. The *Base Stations* (BSs) deal with wireless access problems in the normal link layer and collect status information of the wireless network they support. They use a *Network Interface* (NI) to access the network.

All mobile hosts have a *Basic Access Component* (BAC) to communicate with the BAN. Besides this interface, mobile hosts also have a Network Interface. However, in contrast to the NI of the base stations, this interface is in general based on SDR technologies to enable it to use multiple RANs. A *Network Selector* (NS) communicates with the

Resource Manager to tune the radio for the RANs to use. A *Network Selection Control* protocol is used to enable the proper selection of an access network. A *Locator* (LOC) provides the RM with information on the location of mobile hosts. A *Local Resource Manager* (LRM) deals with the local resources of the terminal and interacts with the Resource Manager at the CCN.

B. Functional entities of common core network

The main goal of our architecture is to integrate different access technologies into a common architecture. Through this integration, the system can be used efficiently and a mobile user can receive the services it requested. To achieve this goal, the main tasks to be fulfilled by the architecture are resource management to coordinate traffic distribution in the system and mobility management to support roaming mobile hosts.

The *Resource Manager* (RM) is thus responsible for resource allocation and admission control to support traffic distribution in the CCN. It selects a RAN that can provide the service requested by the mobile host in the most efficient way. In essence, it combines multiple wireless access systems and exploits their specific strength to provide services in a spectrum-efficient way^[11]. Another task of the RM is to interact with IP QoS architectures (such as Intserv and Diffserv) that may be used in the external network. This is merely a mapping between QoS parameters of both worlds. We envision using several basic classes in the core network (e.g., best-effort, real-time, adaptive). This mechanism enables a wireless link to properly support IP packets with varying IP QoS parameters. This functional entity is located in the network layer.

The RM enables service selection by using certain criteria. These criteria originate from various sources: the mobile host (i.e., the Local Resource Manager), the mobile user, applications, and base stations. Specific inputs are:

- QoS requirements of sessions
- User preferences such as cost and a pre-

ferred RAN

- Terminal capabilities such as supported access networks, protocols, and available resources
- Status (i.e., available resources) of the CCN and RANs
- Location of the mobile host

The RM should also incorporate costs involved in changing access networks (such as costs involved in reconfiguration of the software radio). This management task is by no means trivial, especially with mobiles roaming quickly through the region.

The *Mobility Manager* (MM) deals with all mobility-related issues. It keeps track of the location of mobiles, and determines which access networks are available to a mobile host at a certain location. The RM uses this information. The other main task of the MM is to provide handoffs, both local within the CCN and for the external network (based on Mobile IPv6). To provide these handoffs, it needs to interact with the RM. The MM is located at the network layer and it operates in the CCN. If a mobile host moves within the core network, the mobility is transparent to the network layer, and the system tries to maintain IP flows and IP QoS parameters. In the case of inter-core network mobility, reservations are recreated, due to which packets may be transmitted as best-effort traffic.

C. Functional entities of basic access network

In our architecture, we use two separate networks: the BAN for common signaling-related traffic, and the CCN for data traffic and signaling traffic related to individual RANs. The main functional entities are as follows.

- The BAN is mainly used to support *heterogeneous paging*. In a mobile environment, systems must be energy-efficient since terminals rely on batteries to operate. We expect that wireless IP communicators will be on-line continuously (i.e., “always on”), although not be necessarily communicating most of the time. In essence, mobile hosts will be in an idle state, but passively connected to the network infrastructure. It is

then extremely inefficient to have to scan all RANs, and wait for a paging message. Moreover, since wireless networks are optimized for special services, they may not be very efficient for paging messages. A wireless network that is optimized for this kind of traffic is more efficient.

- The BAN can provide *wireless system discovery*. The BAN enables common access; every mobile host can use this BAN. The network provides the terminal with information about currently available wireless networks, so that the terminal does not have to scan all possible RANs.
- The BAN is used as a *signaling network* especially to enable vertical handoffs. Such a dedicated network can provide this service efficiently and securely.
- The BAN can provide an infrastructure to allow mobile hosts to determine their *location*. This information can, in turn, be used by the BAN to provide a mobile host with information about available services in its region. Location management becomes further important for roaming and paging.
- The BAN is used as a medium for most signaling and control messages. This *simplifies* the design of new wireless access services, since signaling is performed by another entity (the basic access component).
- Since we have a heterogeneous architecture in which multiple RANs can be used (semi) simultaneously, we need to have a *network access synchronization mechanism* so that a terminal could know when to tune the SDR to another access network. The BAN can provide such a service straightforwardly.
- Finally, the BAN can also be used as a *wireless access service* when a user uses a BAC standalone. It is, however, primarily suitable for very low bandwidth messaging services such as short messages.

Because the BAN is mainly used for short messages, the speed is of less importance; the total capacity, however, must be sufficient for

a large number of mobile hosts.

D. Functional entities of mobile hosts

Mobile hosts include all standard transport protocols and wireless specific control services. Control messages are transparently sent between the core network and mobile hosts' functional entities.

As shown in Fig.5, a mobile host will contain a BAC with a locator and an SDR-based *Network Interface* (NI). The BAC is used as a primary component to communicate with the BAN and it has an embedded positioning capability offered by the locator (e.g., a GPS receiver). The BAC sends out location update data for paging (coarse update) when the mobile host moves across the paging boundary, and for system discovery (fine update) when the mobile host initializes a call or requires a vertical handoff. The *Network Selector* (NS) is an entity that selects the required access network. It communicates with the RM in the CCN via a BAN to determine what network should be used and when it will be operational.

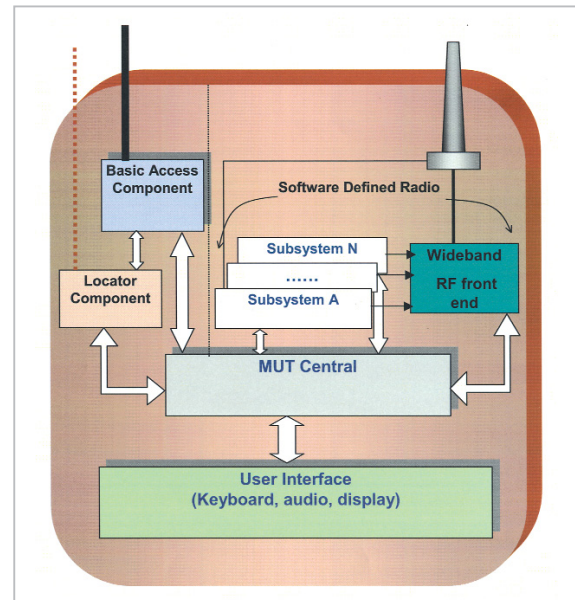


Fig.5 An image of the mobile host

There will be one or more subsystems for accessing (communicating with) subscribed service systems or RANs. These are indicated as Subsystem A, ..., Subsystem N. When an NI is implemented with SDR technologies,

using more than one access network at the same time may be difficult (except for transitional duration required for a vertical handoff). The RM in the CCN distributes the traffic based on the user preferences, resources of the common core network including RANs, and local resources of the terminal. The *Local Resource Manager* (LRM) deals with the local resources of the terminal and interacts with the Resource Manager in the CCN. Applications should be able to use the infrastructure and specify the traffic and QoS requirements. *QoS API* is used by the applications to specify their needs and establish a session. If they do not use this API, best-effort mechanisms will be used for their session.

All radio access subsystems (including the BAC) will be equipped with all necessary components to independently operate with the corresponding air-interfaces. Inbound (outbound) data will be delivered to (received from) the user equipment Central Processor (CP). The Central Processor (hosting an embedded operating system with a TCP/IP stack) will coordinate all operations within a mobile host. For example, it will handle the user interface, monitor channels, configure and switch between service subsystems, etc.

6 Challenges

We are currently in the process of designing the architecture, analyzing its effectiveness, implementing basic functions and protocols, and preparing a proof-concept demonstration. In the process we have also identified a number of research issues for which no satisfactory solution currently exists.

The envisioned architecture for wireless Internet on heterogenous networks offers real design challenges in many aspects. Its success depends on a careful analysis and design of required protocols and systems. However, we envision that prototypes of the architecture are implemented with existing technologies, and using current research results and protocols. For example, the CCN architecture can be partially based on for example Cellular IP or

HAWAII. Current two-way paging systems can be referred to implement the BAN. For the external network we rely on existing mechanisms that support mobility such as Mobile IPv6, and existing work on QoS over IP (Diffserv and/or Intserv). As long as proper software radio systems do not exist, we can use multiple radio subsystems instead.

Nevertheless, much challenging work remains to be done on various topics:

- *Signaling protocols.* The design of the signaling protocols between the mobile host and the common core network is likely to be based on existing work of protocols enabling micro-mobility. However, the heterogeneous network poses some extra demand on the protocols. For instance, a signaling protocol has to be designed to implement the Network Selection Control that enables the software radio to tune to the right access network at the appropriate times. Since one CCN can support many mobile hosts, scalability and complexity are very important.
- *Routing and handoff.* Although we may opt for adopting an existing mechanism, there still are various specific problems to be solved (e.g. how to handle differentiated flows). Scalability in the CCN will probably be the major challenge. Hybrid solutions based on existing protocols, like Mobile IPv6 for the top routers in the hierarchy, and Cellular IP for the lower routers within the network, will be an option.
- *QoS management.* For the external network we rely on existing mechanisms. However, how to manage QoS in the core network is still an open question.
- *Location management.* To enable the efficient utilization of the heterogeneous network, information about the current location of the mobile hosts is very important. The location mechanism should balance the cost of precision or currency against the cost of location updates. Also, various ways to determine the location of a mobile must be revealed and evaluated.
- *Mobility Manager (MM).* This issue is

closely related to the previous one. The MM should maintain the database with the location of all mobile hosts in the coverage area of the CCN. The number of entries can be very large. Other tasks of the MM are to support handoffs. Again, this raises the issue of scalability. It is envisioned that the MM is distributed in a hierarchy among various entities each dealing with a smaller region.

- *Resource Manager.* This might be the most challenging item since the complexity is large (there are many input parameters), the required performance is high (it should keep up with fast moving mobiles), and the number of sessions on the core network can be very large (a region is envisioned to be as large as a metropolitan area). Distributing might be necessary, but is not straightforward. A design with a hierarchy of regional Resource Managers is likely to be appropriate. A proper API and interface for the user to be in control of what is happening must be designed.
- *Software-defined radio.* SDR technologies are still in their infancy. A major design challenge here is to minimize the reconfiguration time that is needed.
- *Security.* Mobility exposes mobile hosts security threats that are not trivially found and solved. Mobile IP already provides several mechanisms that should be adopted. As a first step, all signaling messages should be authenticated, and preferably encrypted. This is needed since these signaling messages establish and change network parameters. Encryption is needed to ensure privacy of for example location information. Timeliness of the authentication process is critical due to the requirement of fast handoff control.

Performance and scalability are the most prominent challenges within the CCN. As the envisioned range of the network should have the size of a metropolitan area, the number of mobile hosts and the number of base stations, may impose major performance problems for many of the above-mentioned topics.

7 Conclusion

The presented architecture shows a novel approach to enable the efficient use of available RANs. The basic concept is that each service is delivered via a network that is most efficient to support the service. The result is that the mobile user receives the requested service at the lowest cost, and scarce radio resources are used efficiently. The architecture solves many problems of the wireless Internet over heterogeneous networks.

Currently, a proof-concept experimental demonstration system based on the MIRAI architecture is being developed at the Communications Research Laboratory and it will be available by the end of the Japanese Fiscal Year 2001 (March 2002). PHS and 802.11b wireless LAN will be used as two different wireless access technologies in the system. The MUT is currently implemented by integrating two individual PCMCIA modules of PHS and WLAN to meet the schedule and will be replaced by software-defined radio implementation by the end of 2002. An experimental BAN with the basic functional entities described in V has been designed for operation in the 400-MHz band to support the common signaling of integrated RANs. An adaptive modulation-based physical layer has been designed to support a fixed symbol rate of 19 ksymbol/s in the reverse link and a dynamic-TDMA-based MAC (medium access control) protocol has been designed for the implementation. The design of the CCN is based on the concept of region networks. There is a signaling home agent (SHA) designed in each region network to manage location updates, paging, micro-mobility, and minimum authentication. Modified Cellular IPv6 will be implemented in the region networks. A region registrar has been designed and implemented in the external IPv6 network. A modified Mobile IPv6 protocol will be implemented for handoffs between two CCNs. A related indoor/outdoor test field providing a physical handover environment is also being developed in the Yokosuka Research Park area.

References

- 1 R. Keller, T. Lohmar, R. Tonjes, and J. Thielecke, "Convergence of cellular and broadcast networks from a multi-radio perspective," IEEE Personal Commun., Vol.8, No.2, pp.51-56, Apr. 2001.
- 2 R. Walsh, L. Xu, and T. Paila, "Hybrid networks – a step beyond 3 G," 3 rd Int. Symp. Wireless Personal Multimedia Commun. (WPMC'00), pp. 109-114, Bangkok, Thailand, Nov. 2000.
- 3 C. Perkins, "IP Mobility Support," IETF RFC 2002, Oct. 1996.
- 4 A.T. Campbell, J. Gomez, S. Kim, Z. Turanyi, C-Y. Ran, and A. Valko, "Design, implementation and evaluation of Cellular IP," IEEE Personal Commun., Vol.7 No.4, pp.42-49, Aug. 2000.
- 5 R. Ramjee, T. La Porta, L. Salgarelli, S. Thuel, K. Varadhan, and L. Li, "IP-based Access network infrastructure for next-generation wireless data networks," IEEE Personal Commun., Vol.7, No.4, pp.34-41, Aug. 2000.
- 6 R. Braden, D. Clark, and S. Shenker, "Integrated services in the Internet architecture: an overview," IETF RFC 1633, 1994.
- 7 S. Blake, D. Black, M. Carlson, E. Davies, Z. Wang, and W. Weiss, "An architecture for differentiated services," IETF RFC 2475, 1998.
- 8 Daedalus project, Berkeley, <http://daedalus.cs.berkeley.edu>.
- 9 Monarch project, CMU, <http://www.monarch.cs.cmu.edu>.
- 10 Magic RANd project, <http://www.tik.ee.ethz.ch/~RANd/>.
- 11 V. Rexhepi, G. Karagiannis, and G. Heijenk, "A framework for QoS & mobility in the Internet next generation", Proc. EUNICE 2000, University of Twente, Enschede, the Netherlands, Sep. 2000.



Mitsuhiro MIZUNO, Dr. Eng.
*Research Supervisor, Yokosuka Radio
Communications Research Center
Wireless Communication*



Gang WU, Ph. D.
*Senior Researcher, Wireless Networks
Integration Group, Yokosuka Radio
Communications Research Center
Wireless Communication*

Paul J. M. HAVINGA, Ph. D.
*University of Twente, the Netherlands
Wireless Communication*