



ASEAN IVO Forum 2018



Cambodia NerveNet Field Testing Project Review 2018

National Institute of Information and Communications Technology(NICT)

National Institute of Posts, Telecommunications and ICT(NIPTICT),

University of Computer Studies, Yangon(UCSY), Myanmar

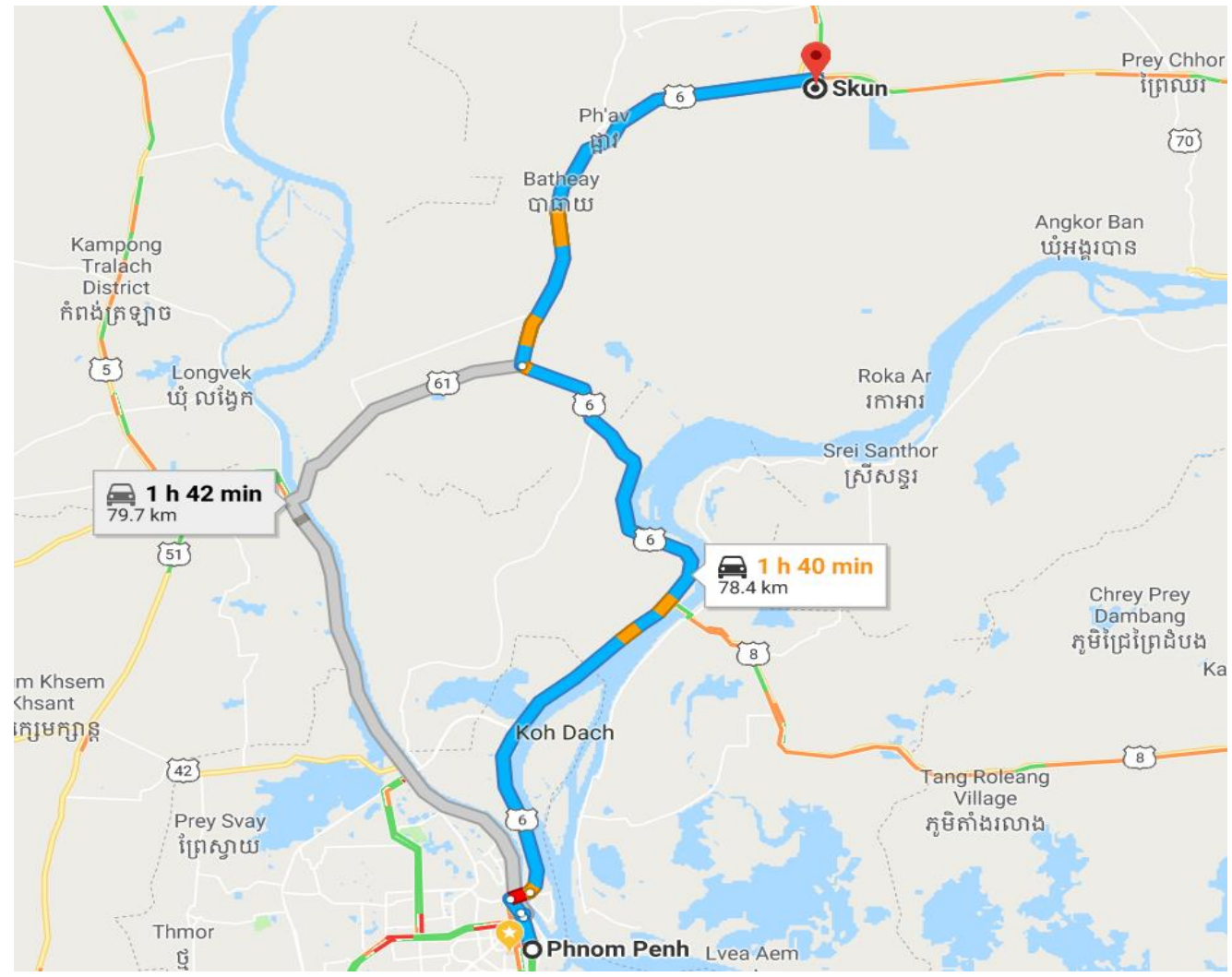
HENG Lalin

lalin.heng@niptict.edu.kh

Content

1. Project Summary
2. Project Implementation
3. Outcome
4. Future Plan

Tele Center (Previous Site Implementation)



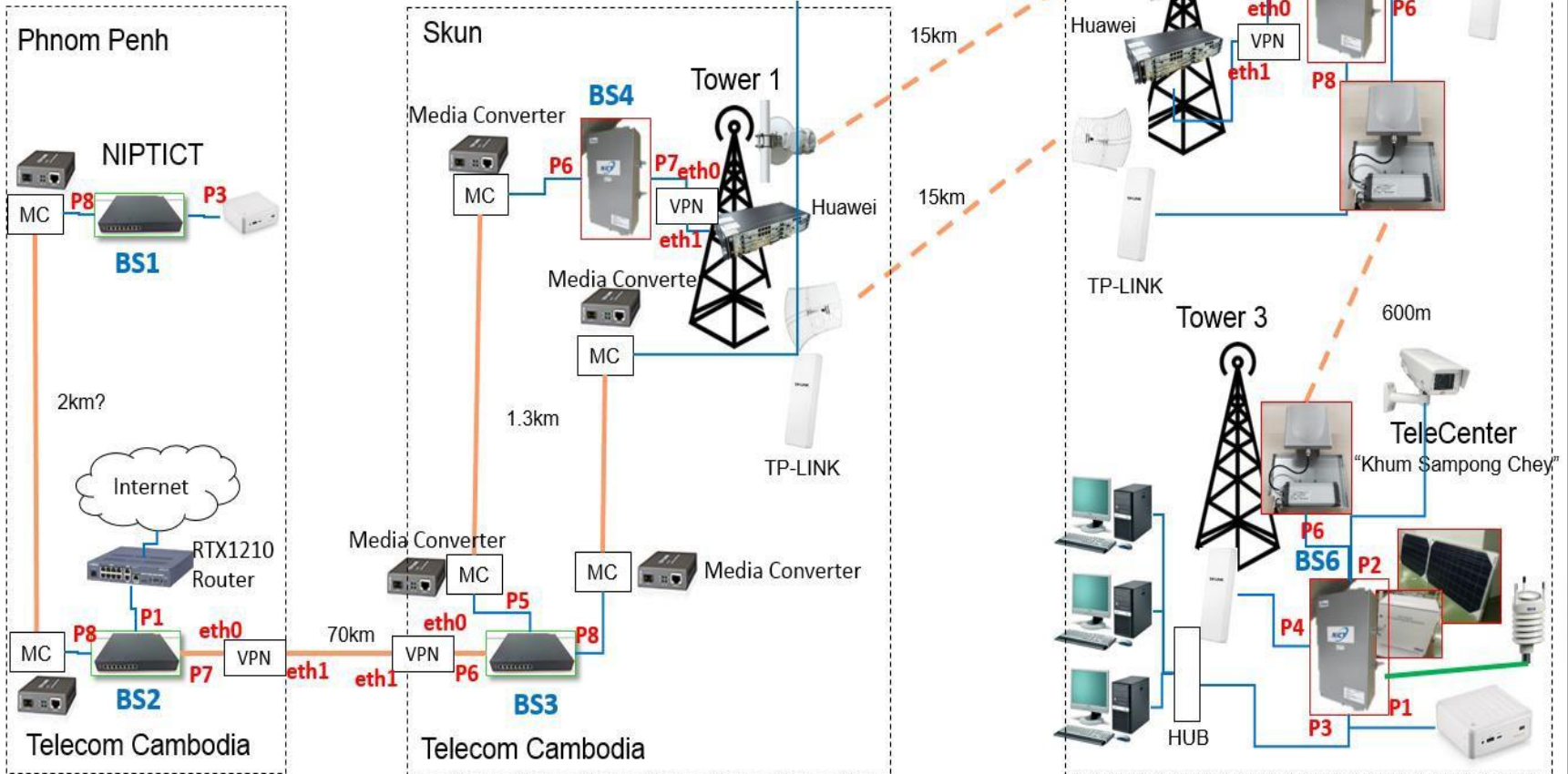
Tele Center (Previous Site Implementation)

Network Installation Plan (As of June 8th, 2017)

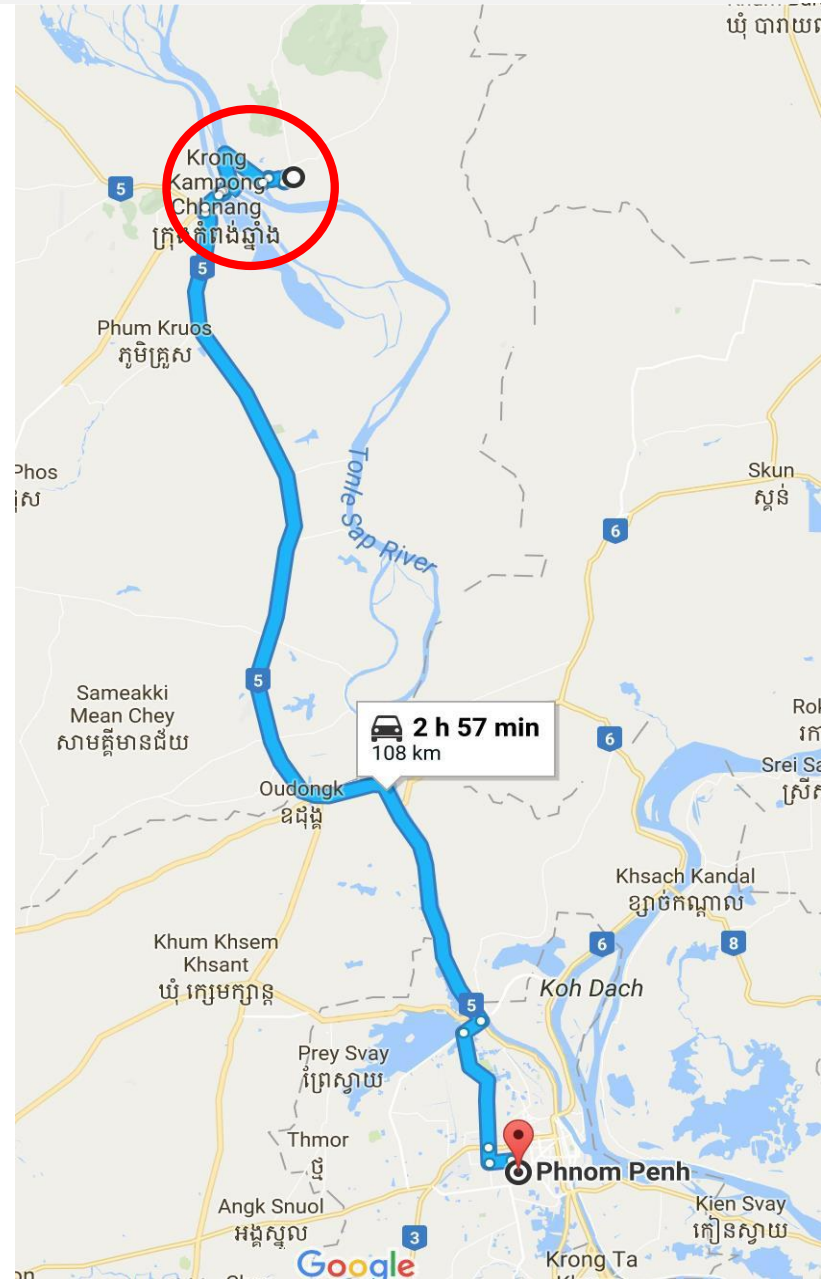
NerveNet BS ssh account:

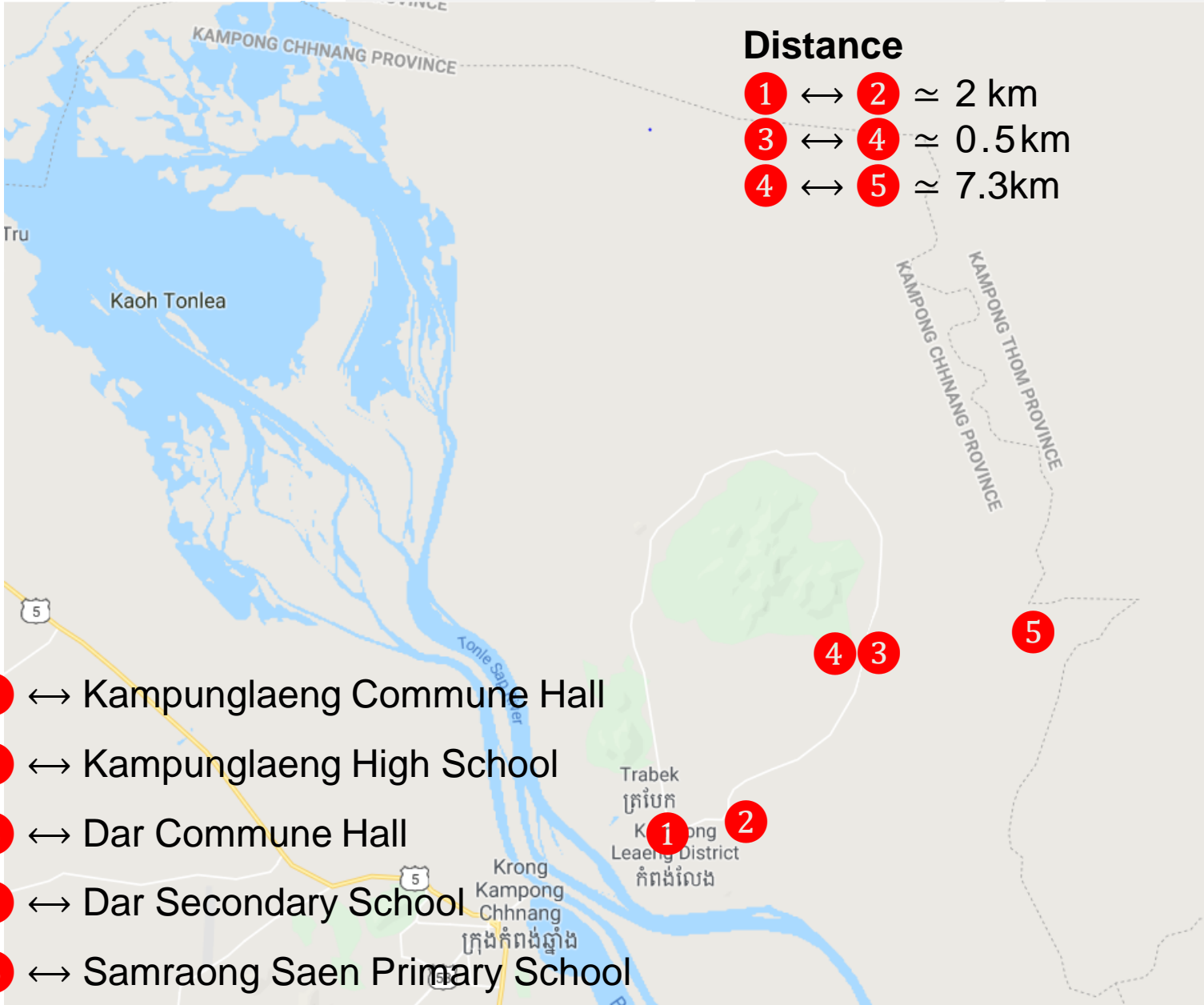
ID: nict

Pass: *****



- **Current location:**
 - 108km from Phnom Penh to Kampong Chhnang province.
 - 1 High School
 - 1 District Hall
 - 2 Secondary Schools
 - 1 Primary School









Ferry




Fast Boat



Logistical Activities




Vision “Smart Village” with NerveNet



Education



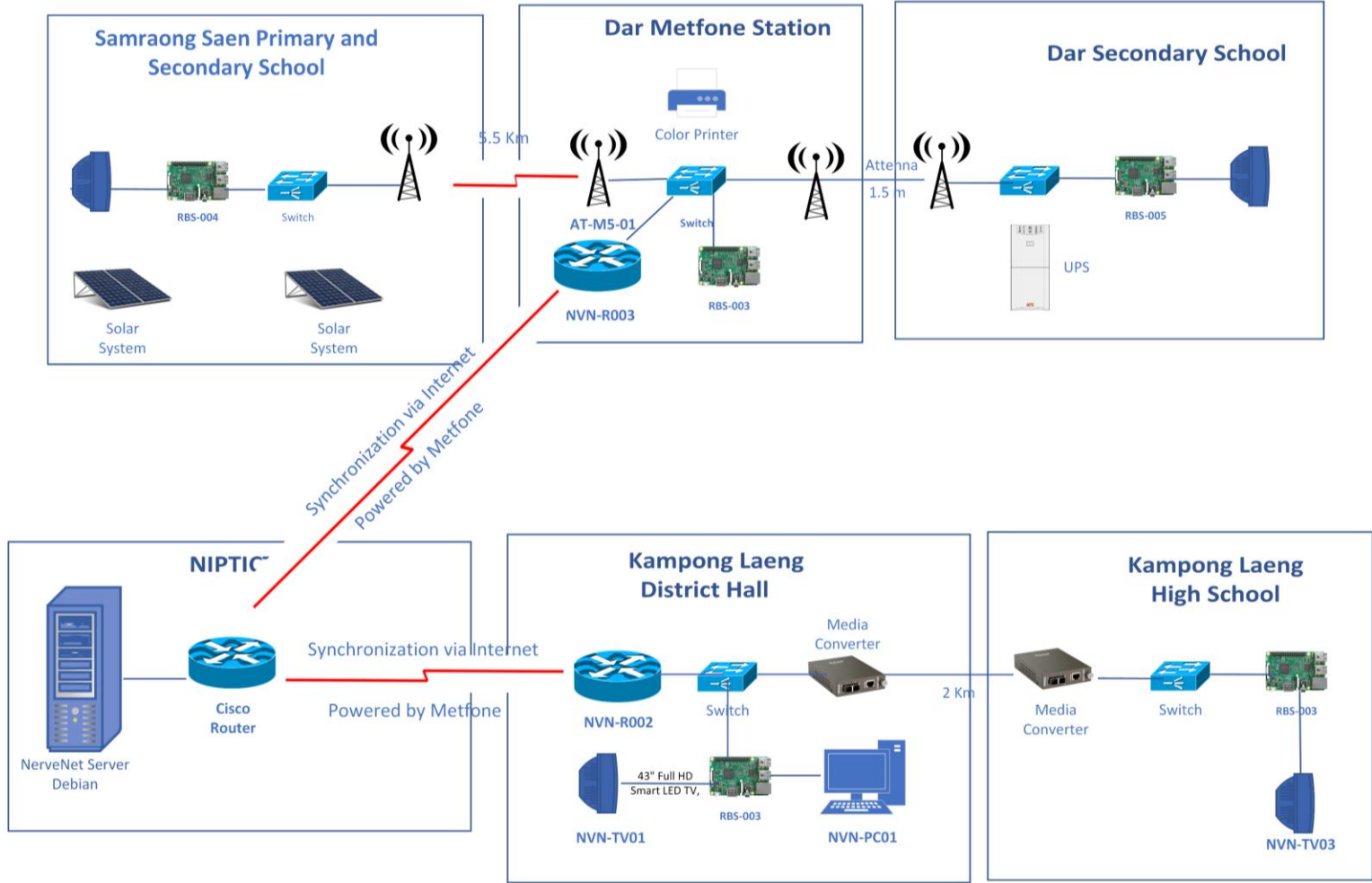
Agriculture

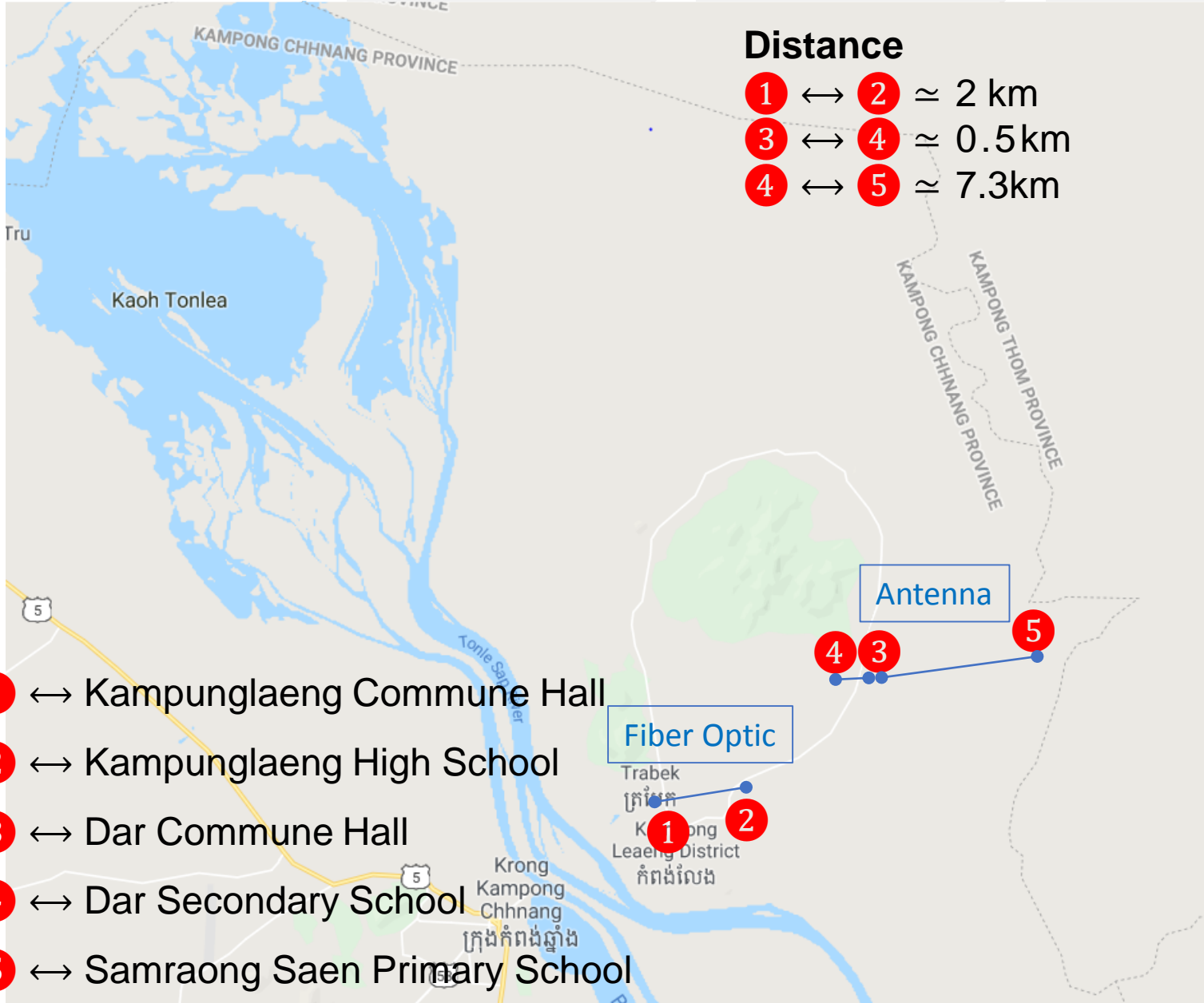


Healthcare




Network Topology





Raspberry Pie 3 powered by NerveNet OS

- Small and inexpensive computer
- First time with NerveNet OS
- 4 USB Ports and 1 embedded Ethernet
- Embedded WiFi (DHCP Server)
- Each port can be configured as either router or switch port.
- Each port can be bridged together
- VPN Layer 2 is established by default when each raspberry pie connect to each other
- VPN Layer 3 can be deployed between Server and Remote Sites.



Raspberry Pie 3

What We have done recently

- Debian Replace of Raspberry Pie Server at NIPTICT
- ZABBIX will be used to monitoring the connection between Raspberry Pie.
- **Database Synchronization**



Raspberry Pie 3



Rocket M5 Antenna

- Geographical location and status of the area do not allow us to implement the Fiber Optic Cable.

What We Learn

- Antenna runs at Layer 3 as IP address is used between its antenna pairs. So, the default VPN Layer 2 does not work as tagged VLAN cannot be transmitted.
- VPN Layer 3 is instead used between each antenna



Rocket M5 Antenna



Applications

- Kids are able to study English, Math, Physic and so on through e-learning system.
- Local government officials learn about the information regarding public services information.
- Farmers are expected to benefits from the agricultural content and are able to share that knowledge within their community.

Education Content



គម្រោងភូមិឆ្លាតវៃ (ណេវីណេត)



NeverNet Smart Village Project



Edemy

Web Application

ជា កម្មវិធីសម្រាប់ធ្វើការសិក្សា មុខវិជ្ជាផ្សេងៗដូចជា អង់គ្លេស គណិតវិទ្យា រូបវិទ្យា តាមរយៈវីដេអូសិក្សា។



NerveNet

Smart Village

Web Application

ជា កម្មវិធីសម្រាប់ ផ្តល់ជូននៅចំនេះដឹងផ្សេងៗទាក់ទងនឹង វិស័យសាធារណៈ កសិកម្ម សុខាភិបាល តាមរយៈឯកសារមេរៀន វីដេអូបង្រៀន។

Education Content



គម្រោងភូមិឆ្លាតវៃ (ណេរីណេត)



NeverNet Smart Village Project



ទំព័រដើម កសិកម្ម សុខាភិបាល អប់រំ ស្វែងរក

សុខាភិបាល >



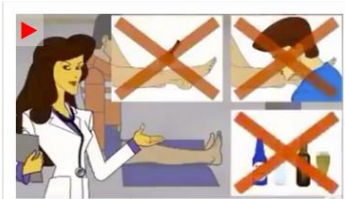
មូលដ្ឋានគ្រឹះនៃការសង្គ្រោះជីវិត



សង្គ្រោះបឋមពេលមានមនុស្សលង់ទឹក



ឆក់ខ្សែភ្លើង



ការសង្គ្រោះបឋម ពេលពស់ចឹក

ជាច្រើនទៀត...

កសិកម្ម >




Education Content

The screenshot displays the Edemy content management system interface. At the top, there are logos for NerveNet and Edemy (English for All). A language selection dropdown menu is open, showing options for ENGLISH and KHMER. The main content area lists four educational items:

- English**: General English Course, created by EDEMY Team on 2016-10-25 06:55:49.
- គណិតវិទ្យា** (Mathematics): Khmer Math, how to understand trigonometry by Te Laline Part 1, created by administrator user on 2018-09-03 05:07:42.
- រូបវិទ្យា** (Physics)
- គីមីវិទ្យា** (Chemistry)

At the bottom right, a footer states: "Developed by Edemy in partner with NIPTICT".

- Cost-effective and stable network infrastructure
- Trial E-learning content
- Data Synchronization
- VPN Connection between each Raspberry Pie



Book designed to educate students and teachers about computer

Project Summary

Implementation

Outcome

Future Plan



Local Government Officials



Secondary School Students



Secondary School



Basic Computer Course





Plov Touk Visit



Plov Touk Visit

Plov Touk Visit

Future Plan

FY2018

Complete Cambodia Field Testing

- a) Final target site “Plov Touk Village”.
- b) Modifying Phase1 Telecenter configuration to connect to Phase2 system using Raspberry Pie.
- c) Complete Exam Management system development

FY2019

Continue the Evaluation Activity

- a) Support deployed site.
- b) Gather comment from users.
- c) Minor change to Phase-2 system.

Main Goal: Conduct Government Level Workshop

- a) Demo to several sectors.
- b) Negotiation with government level

Myanmar Test Deployment

- a) Set up “Taw Ku Village” with Mobile internet + RasPi NerveNet
- b) Connect to NIPTICT.
- c) Technically Supported by NIPTICT

Thanks You For
Your Attention